



P/N LEGEND

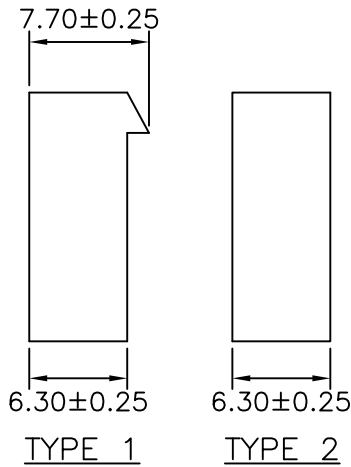
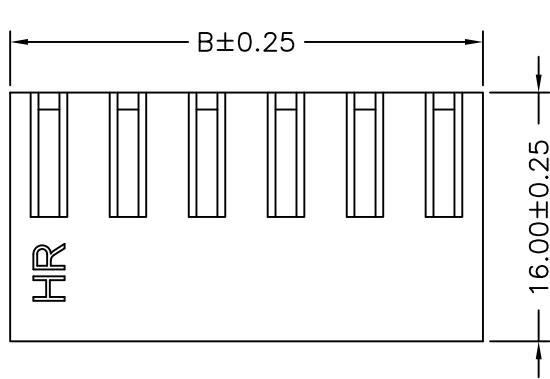
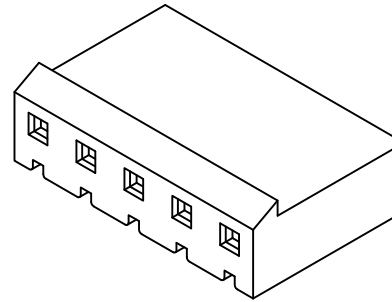
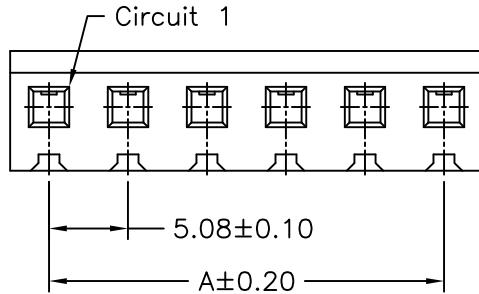
| | | | | | | | | | |
|-------|------|---|---|---|----|---|----|---|---|
| A5081 | H-XP | N | 2 | N | NP | N | XX | G | |
| ① | ② | ③ | ④ | ⑤ | ⑥ | ⑦ | ⑧ | ⑨ | ⑩ |

① Series No.
 ② Connector type: H=Housing
 ③ No. of circuits
 ④ N=Halogen Free
 ⑤ Material: 2=Nylon 66-V2
 ⑥ Color: N=Natural(Translucent)
 ⑦ Plating code: NP=Non-plating
 ⑧ Plating code: N=Non-plating
 ⑨ Option code: 10=TYPE 1; 20=TYPE 2
 ⑩ Packing code: G=Bag

SPECIFICATIONS

Current Rating: 1A AC,DC
 Voltage Rating: 50V AC,DC
 Temperature Range: -25°C ~ +85°C
 Contact Resistance: 20mΩ Max.
 Insulation Resistance: 100MΩ Min.
 Withstanding Voltage: 500V AC/minute

| Circuit No. | Dimensions | | Circuit No. | Dimensions | |
|-------------|------------|-------|-------------|------------|--------|
| | A | B | | A | B |
| 02P | 5.08 | 10.08 | 12P | 55.88 | 60.88 |
| 03P | 10.16 | 15.16 | 13P | 60.96 | 65.96 |
| 04P | 15.24 | 20.24 | 14P | 66.04 | 71.04 |
| 05P | 20.32 | 25.32 | 15P | 71.12 | 76.12 |
| 06P | 25.40 | 30.40 | 16P | 76.20 | 81.20 |
| 07P | 30.48 | 35.48 | 17P | 81.28 | 86.28 |
| 08P | 35.56 | 40.56 | 18P | 86.36 | 91.36 |
| 09P | 40.64 | 45.64 | 19P | 91.44 | 96.44 |
| 10P | 45.72 | 50.72 | 20P | 96.52 | 101.52 |
| 11P | 50.80 | 55.80 | | | |




 燦達電子工業股份有限公司
 JOINT TECH ELECTRONIC IND. CO., LTD.

| | | | | | |
|----------------------------------|-------------|------------|----------------------|-----------------------------------|------------|
| UNIT | SCALE | SHEET | TITLE: | | |
| mm | 1 : 1 | 1 of 1 | | | |
| DRAWN BY 陳錦展 2012.08.13 | | | | | |
| APPROVED BY 董正一 2012.08.13 | | | 5.00mm PITCH HOUSING | | |
| GENERAL TOLERANCE | | | | | |
| A0 | NEW RELEASE | 2012.08.13 | 陳錦展 | DRAW NO. : A5081H-XPNXXXXXXXXX | REV. X0 |
| REV. | DESCRIPTION | DATE | NAME | | |

A
B
C
D

A
B
C
D

1 | 2 | 3 | 4 |

1 | 2 | 3 | 4 |