



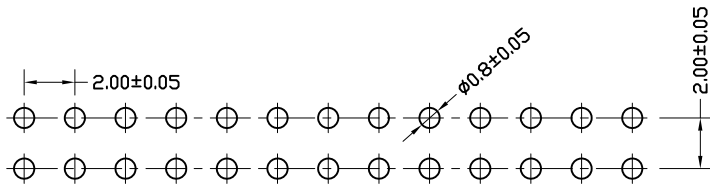
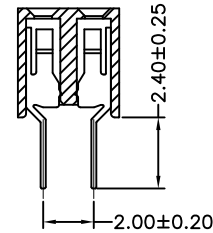
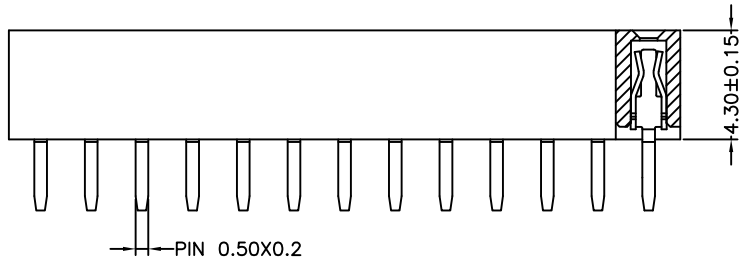
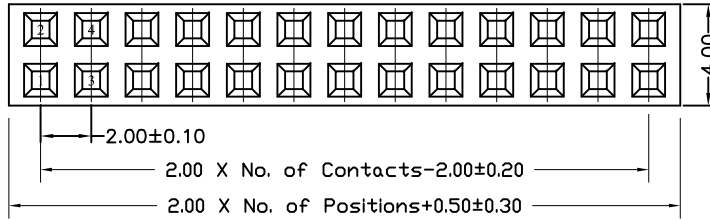
P/N LEGEND

A2016	HV	-2XNP	N	L	B	G1	N	C0	T
①	②	③	④	⑤	⑥	⑦	⑧	⑨	⑩

① Series No.  
 ② Connector type: HV=Vertical Housing  
 ③ No. of circuits  
 ④ N=Halogen Free  
 ⑤ Material: L=LCP  
 ⑥ Color: B=Black  
 ⑦ Plating code for contacts: G1=Gold-Flash  
 ⑧ Plating code: N=Non-plating  
 ⑨ Option code: C0=C0 Type  
 ⑩ Packing code: T=Tube

SPECIFICATIONS

Current Rating: 2A AC,DC  
 Voltage Rating: 250V AC,DC  
 Temperature Range: -25°C ~ +85°C  
 Contact Resistance: 20mΩ Max.  
 Insulation Resistance: 1000MΩ Min.  
 Withstanding Voltage: 1000V AC/minute  
 Pin Material: Brass/Gold-Flash  
 Material: LCP,UL94V-0  
 Color: Black



Recommended PCB Board Hole Layout

				燦達電子工業股份有限公司 JOINT TECH ELECTRONIC IND. CO., LTD.	
UNIT		SCALE	SHEET		TITLE:
mm		1 : 1	1 of 1		2.00mm PITCH 180° WAFER
DRAWN BY 黃模有 2013.05.15		APPROVED BY 張子波 2013.05.15			
GENERAL TOLERANCE					
X.X±0.30		ANGLE±		DRAW NO. : A2016HV-2XNPNLBG1NCOT	
X.XX±0.20					
X.XXX±0.10					
A0	NEW RELEASE	2013.05.15	黃模有		
REV.	DESCRIPTION	DATE	NAME		