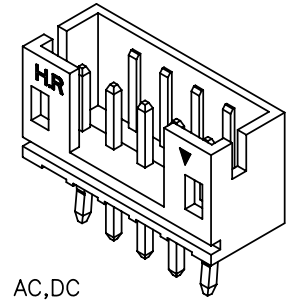


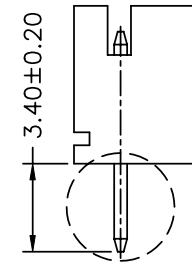
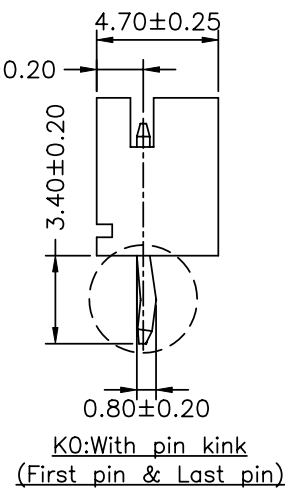
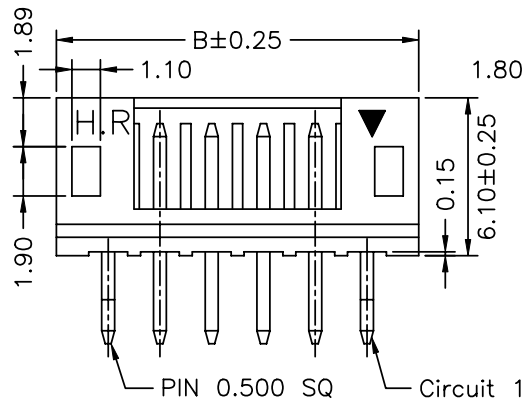
P/N LEGEND

- | | | | | | | | | |
|-------|-------|---|---|---|----|---|----|---|
| A2001 | WV-XP | N | X | X | XX | N | XX | G |
| ① | ② | ③ | ④ | ⑤ | ⑥ | ⑦ | ⑧ | ⑩ |
- ① Series No.
 - ② Connector type: WV=Vertical
 - ③ No. of circuits
 - ④ N=Halogen Free
 - ⑤ Material: O=Nylon 66-V0; L=LCP
 - ⑥ Color: W=White; B=Black; N=NatruL
 - ⑦ Plating code for contacts:
T1=Tin-plated; G1=Gold-flash
 - ⑧ Plating code: N=Non-plating
 - ⑨ Option code:
K0=With pin kink; 00=Without pin kink
 - ⑩ Packing code: G=Bag

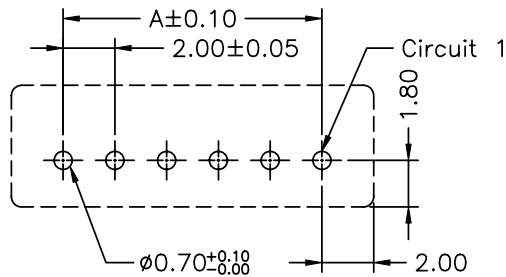
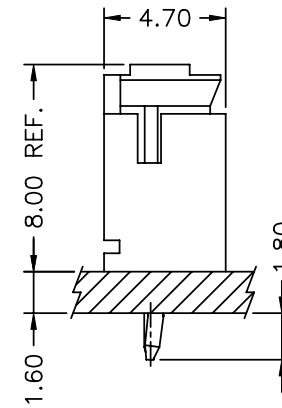


SPECIFICATIONS
 Current Rating: 2A AC,DC
 Voltage Rating: 100V AC,DC
 Temperature Range: -25°C ~ +85°C
 Contact Resistance: 10mΩ Max.
 Insulation Resistance: 1000MΩ Min.
 Withstanding Voltage: 800V AC/minute
 Pin Material: Brass

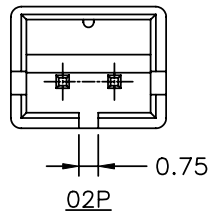
Circuit No.	Dimensions		
	A	B	C
02P	2.00	6.00	4.80
03P	4.00	8.00	6.80
04P	6.00	10.00	8.80
05P	8.00	12.00	10.80
06P	10.00	14.00	12.80
07P	12.00	16.00	14.80
08P	14.00	18.00	16.80
09P	16.00	20.00	18.80
10P	18.00	22.00	20.80
11P	20.00	24.00	22.80
12P	22.00	26.00	24.80
13P	24.00	28.00	26.80
14P	26.00	30.00	28.80
15P	28.00	32.00	30.80
16P	30.00	34.00	32.80
17P	32.00	36.00	34.80
18P	34.00	38.00	36.80



00:Without pin kink



P.C.B LAYOUT(TOP VIEW)



02P

				燦達電子工業股份有限公司 JOINT TECH ELECTRONIC IND. CO., LTD.		
		UNIT	SCALE	SHEET		TITLE:
		mm	1 : 1	1 of 1		2.00mm PITCH 180° WAFER
		DRAWN BY		APPROVED BY		
		陳敏		董正一		
		2012.06.12		2012.06.12		
				GENERAL TOLERANCE		
		X. X±0.25		ANGLE±		DRAW NO.: A2001WV-XPXXXXXXX
		X. XX±0.15				
		X. XXX±0.05				
A0	NEW RELEASE	2012.06.12	陳敏			REV.
REV.	DESCRIPTION	DATE	NAME			A0