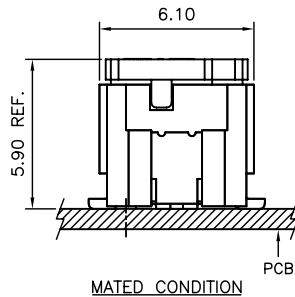
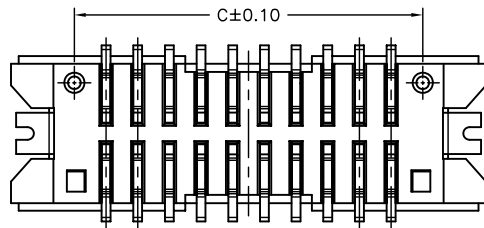


P.C.B LAYOUT
(TOP VIEW)



P/N LEGEND

A1252	WV	SF	2XNP	N	6	B	G1	G	00	L
①	②	③	④	⑤	⑥	⑦	⑧	⑨	⑩	⑪
① Series No.										
② Connector type: WV=Vertical										
③ Mounting type: SF=SMT with boss										
④ No. of circuits										
⑤ N=Halogen Free										
⑥ Material: 6=Nylon 6T										
⑦ Color: B=Black										
⑧ Plating code for contacts: G1=Gold-flash										
⑨ Plating code for solder tabs: G=Gold-flash										
⑩ Option code: 00=Standard										
⑪ Packing code: L=Tape & Reel(With Cap)										

SPECIFICATIONS

Current Rating: 1A AC,DC
 Voltage Rating: 150V AC,DC
 Temperature Range: -25°C ~ +85°C
 Contact Resistance: 30mΩ Max.
 Insulation Resistance: 500MΩ Min.
 Withstanding Voltage: 500V AC/minute
 Pin Material: Brass
 Solder Tabs: Brass
 Wafer: Nylon 6T,UL94V-0,Black
 Cap: Nylon 6T,UL94V-0,Black

Circuit No.	Dimensions			
	A	B	C	D
2X05P	5.00	12.50	7.50	6.10
2X06P	6.25	13.75	8.75	7.35
2X07P	7.50	15.00	10.00	8.60
2X10P	11.25	18.75	13.75	12.35
2X15P	17.50	25.00	20.00	18.60
2X17P	20.00	27.50	22.50	21.10
2X18P	21.25	28.75	23.75	22.35
2X20P	23.75	31.25	26.25	24.85
2X21P	25.00	32.50	27.50	26.10
2X25P	30.00	37.50	32.50	31.10



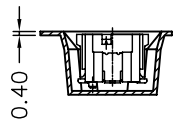
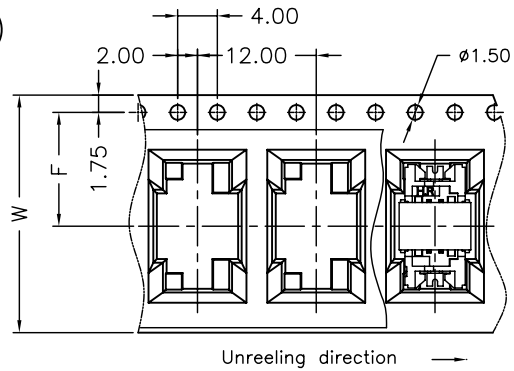
燦達電子工業股份有限公司
 JOINT TECH ELECTRONIC IND. CO., LTD.

UNIT	SCALE	SHEET
mm	1 : 1	1 of 2
DRAWN BY	APPROVED BY	
陳錦展	董正一	
2011.01.04	2011.01.04	
GENERAL TOLERANCE		
A1	EN1405070001	2014.05.06
A0	NEW RELEASE	2011.01.04
REV.	DESCRIPTION	DATE
	周傑亮	2014.05.06
	陳錦展	2011.01.04
	X.X±0.25	ANGLE±
	X.XX±0.15	
	X.XXX±0.05	

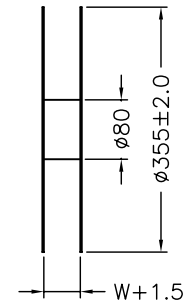
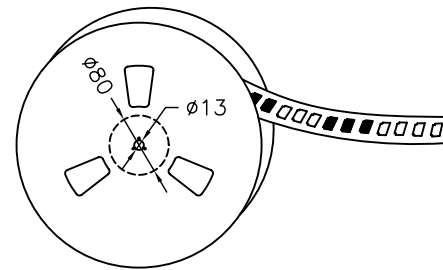
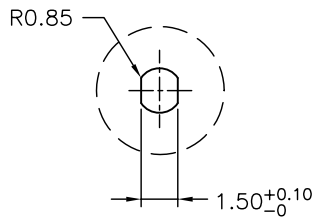
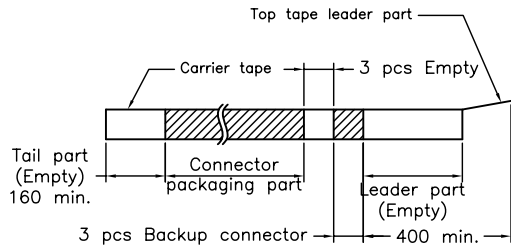
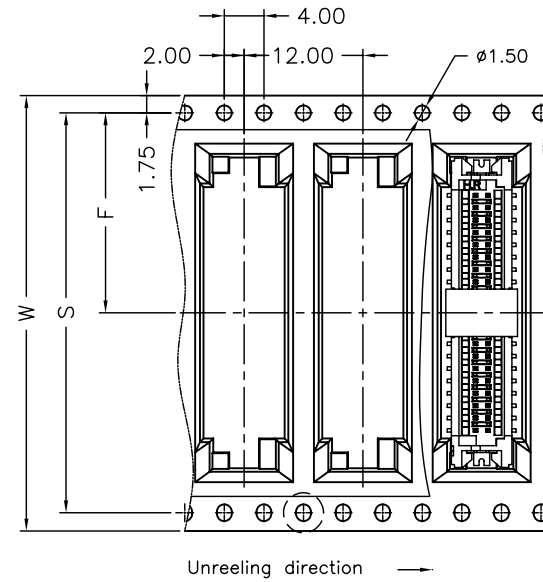
TITLE:	
1.25mm PITCH 180° DUAL ROW WAFER-SMT TYPE	
DRAW NO.:	REV.
A1252WV-SF-2XNPXXXXXXXX	A1



2X05~2X07 Contacts



2X10~2X25 Contacts



Number of Contacts	W±0.3	F±0.1	S±0.1	Q'ty/Reel
2X05P	24	11.50	/	1,000
2X06P	24	11.50		1,000
2X07P	24	11.50		1,000
2X10P	32	14.20	28.40	1,000
2X15P	44	20.20	40.40	1,000
2X17P	44	20.20	40.40	1,000
2X18P	44	20.20	40.40	1,000
2X20P	44	20.20	40.40	1,000
2X21P	56	26.20	52.40	1,000
2X25P	56	26.20	52.40	1,000

NOTE:
Material: Transparent
Anti-static Polystyrene.

燦達電子工業股份有限公司 JOINT TECH ELECTRONIC IND. CO., LTD.				UNIT	SCALE	SHEET	TITLE:
				mm	1 : 1	2 of 2	
DRAWN BY		APPROVED BY		GENERAL TOLERANCE		DRAW NO. : A1252WV-SF-2XNPXXXXXXX	REV. A1
陳錦展		董正一		X. X±0.25			
2011.01.04		2011.01.04		X. XX±0.15			
REV.	DESCRIPTION	DATE	NAME	X. XXX±0.05			